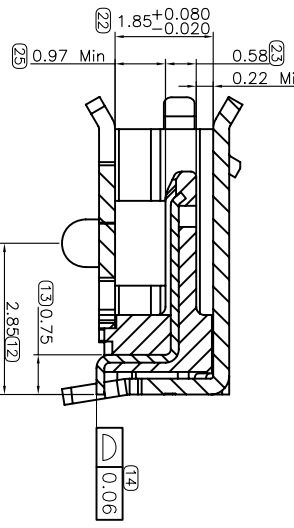
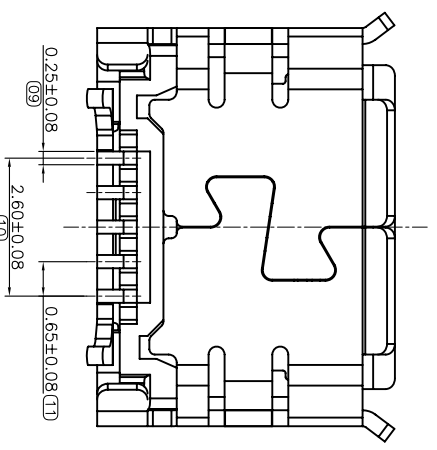
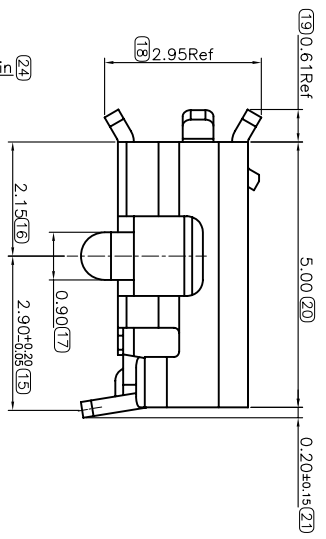
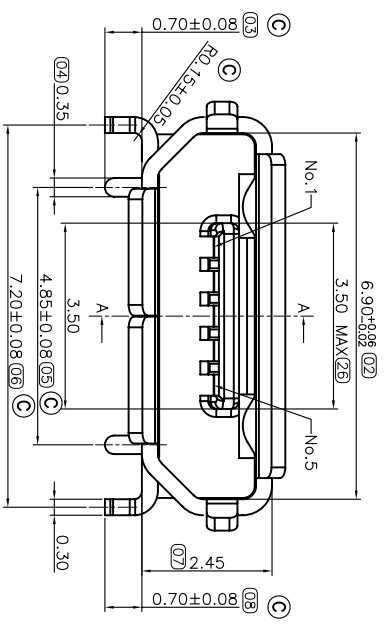
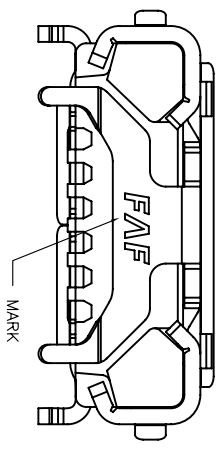
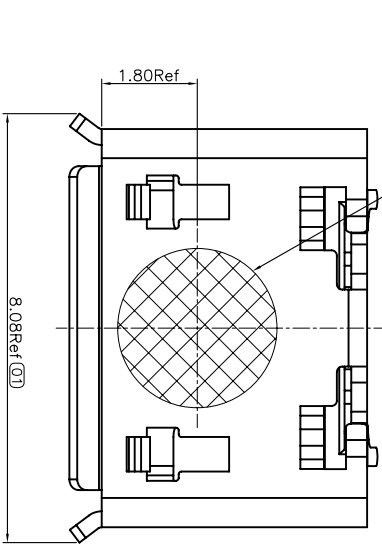


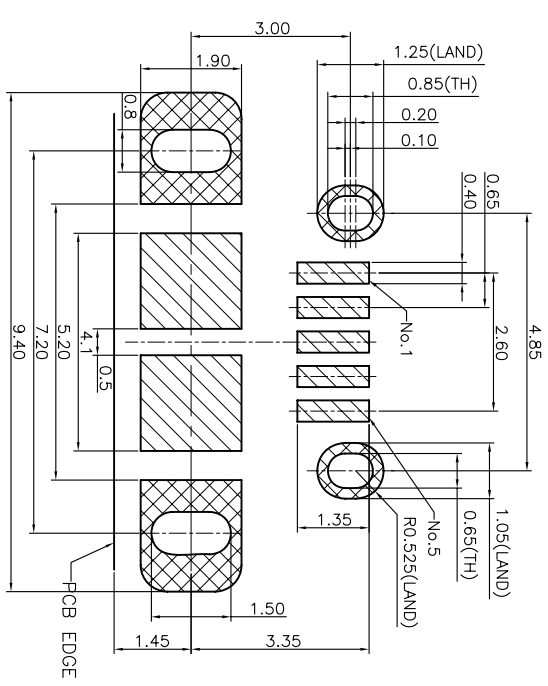
REV	ECN NO	DESCRIPTION	DATE	APPD
A		INITIAL EDITION	2011.03.02	Hansen
B	PECN1204026	增加一款料号规格	2012.04.12	薄林红
C	PECN1212010	修改部分DIP脚尺寸公差	2012.12.10	薄林红



SECTION A-A

料号明细

料号	MARK	接触区镀金说明
3.042A8-005-8R0	FAF	接触区镀金30u" Min
3.042A8-005-5R0	FAF	接触区镀金2u" Min
		焊脚区镀金15u" Min
		焊脚区镀金1u" Min



NOTE:
 1. MATERIAL:
 1.1. HOUSING: THERMOPLASTIC, COLOR: BLACK, UL 94V-0;
 1.2. CONTACT: COPPER ALLOY, T=0.15mm;
 1.3. SHELL: STAINLESS STEEL, T=0.30mm.
 2. FINISH:
 2.1. CONTACT: GOLD PLATED FOR INSTANCE PART NUMBER EXPLAIN
 SOLDER TAIL AREA FOR INSTANCE PART NUMBER EXPLAIN, NICKEL UNDERPLATED OVER ALL.
 2.2. SHELL: MATTE TIN ON THE ALL, NICKEL UNDERPLATED OVER ALL.
 3. COMPLANARITY: 0.06mm MAX
 4. PERFORMANCE:
 4.1. CONTACT RESISTANCE: 40mOHM MAX;
 4.2. DIELECTRIC WITHSTANDING VOLTAGE: 100V AC FOR 1 MINUTE;
 4.3. INSULATION RESISTANCE: 500MOHM MIN;
 4.4. MATING AND UNMATING FORCE:
 MATING FORCE: 3.5kgf MAX/ UNMATING FORCE: 0.8kgf MIN;
 4.5. DURABILITY: 10000 CYCLES MIN;
 5. THE STAMPING/ELECTROPLATE/PACKAGE/TRANSPORT AND THE RAW MATERIALS SHOULD COMPLY WITH THE CUSTOMER ENVIRONMENTAL SUBSTANCE MANAGEMENT

- RECOMMENDED PCB LAYOUT
 (GENERAL TOLERANCE IS ±0.05)

EXTEND USE		TITLE		DWG NO	
MICRO USB 5pin CONNECTOR	UNIT mm	3.042A8 CONNECTOR CUSTOMER DRAWING		C-3.042A8	
GENERAL TOLERANCE (M)		APPD 薄林红	2012.12.10	P/N:	见料号明细
DIMENSION	ANGLES	QTY	CHD	SHEET	SCALE
±0.30	±3°		周冬方	1/1	1:1
±0.25	±2°		周冬方		
±0.20	±1°	FINISHED	DRN		
±0.10			周冬方		
				2012.12.10	